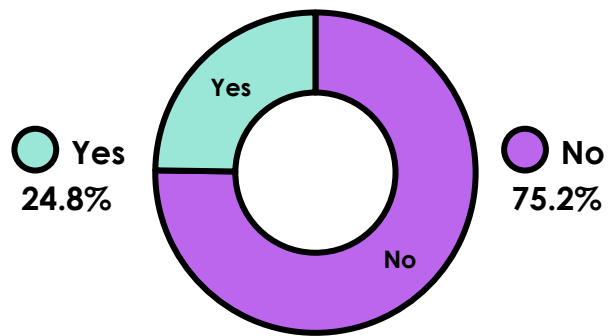
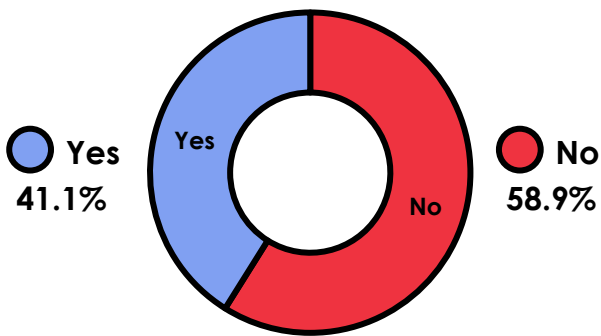


## Are "staycations" the future? (Primary & Secondary) 28<sup>th</sup> August 2020 – 04<sup>th</sup> September 2020

### Grand Total

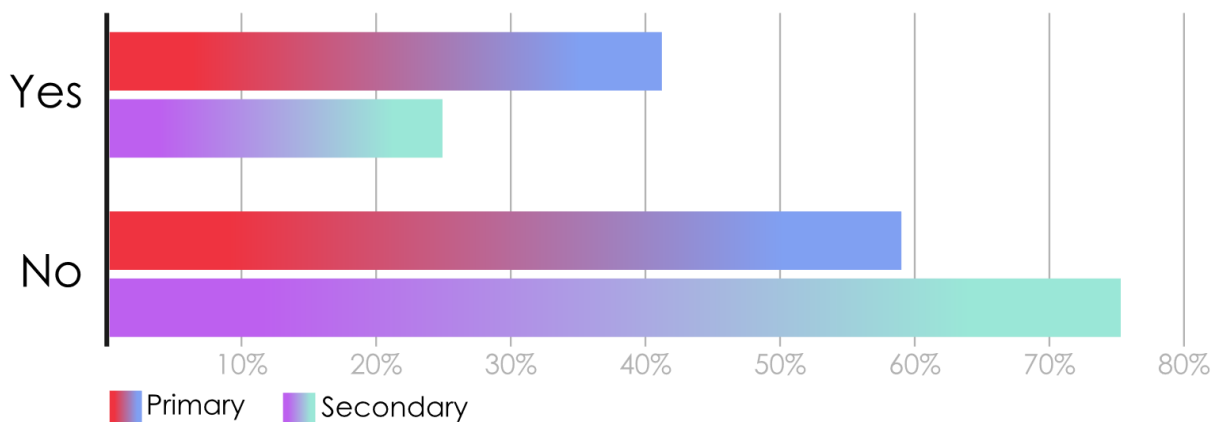
Primary:    Yes    41.09%  
              No    58.91%

Secondary: Yes    24.77%  
              No    75.23%



Primary pupils and Secondary students discussed the question "Are "staycations" the future?".

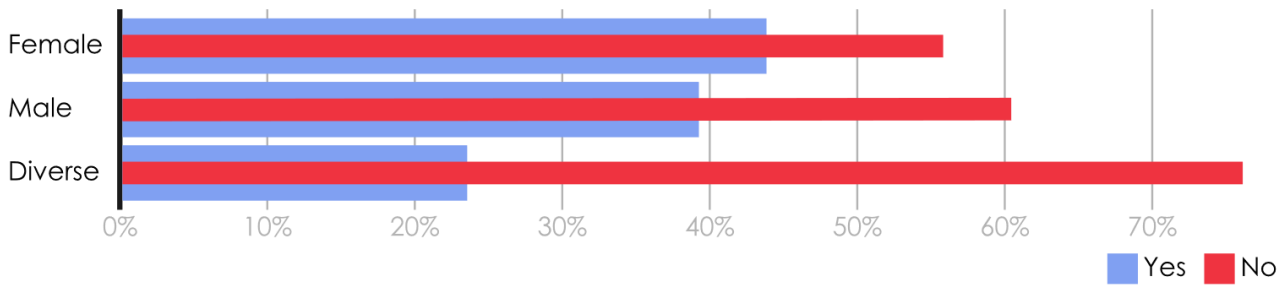
Both, the majority of Primary pupils and Secondary students, voted No. While the Primary vote was fairly even with 58.9%, just over half No. Secondary students were more decisive with 75.2% voting No, "staycations" are not the future.



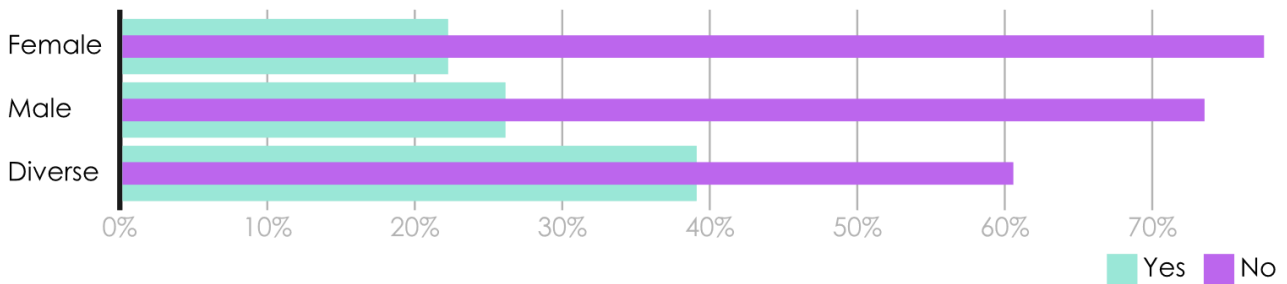


## Gender

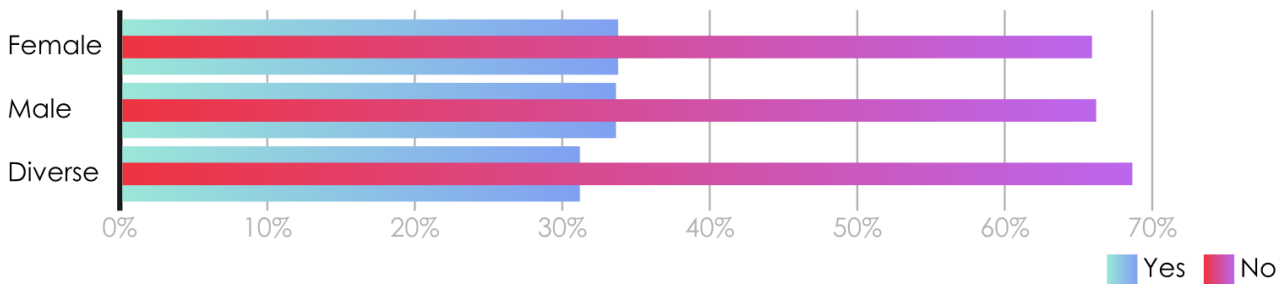
### Primary



### Secondary



### Primary & Secondary Combined



#### Primary:

	Yes	No
Female	43.99%	56.01%
Male	39.40%	60.60%
Diverse*	23.73%	76.27%

In **Primary schools** female pupils had the biggest percentage of Yes votes, with 44%, followed by male pupils with 39% and diverse students with 24% voting Yes.

#### Secondary:

	Yes	No
Female	22.30%	77.70%
Male	26.31%	73.69%
Diverse*	39.29%	60.71%

In **Secondary schools** this pattern was reversed where female had the smallest percentage of Yes votes with 22%, followed by male students with 26% and diverse students with 39% voting Yes.

#### Primary and Secondary Total:

	Yes	No
Female	33.96%	66.04%
Male	33.75%	66.25%
Diverse*	31.30%	68.70%

\*Votes collected as "Diverse" include students that identify as gender diverse, as well as students that wish not to disclose their gender.



Be informed.



Be curious.



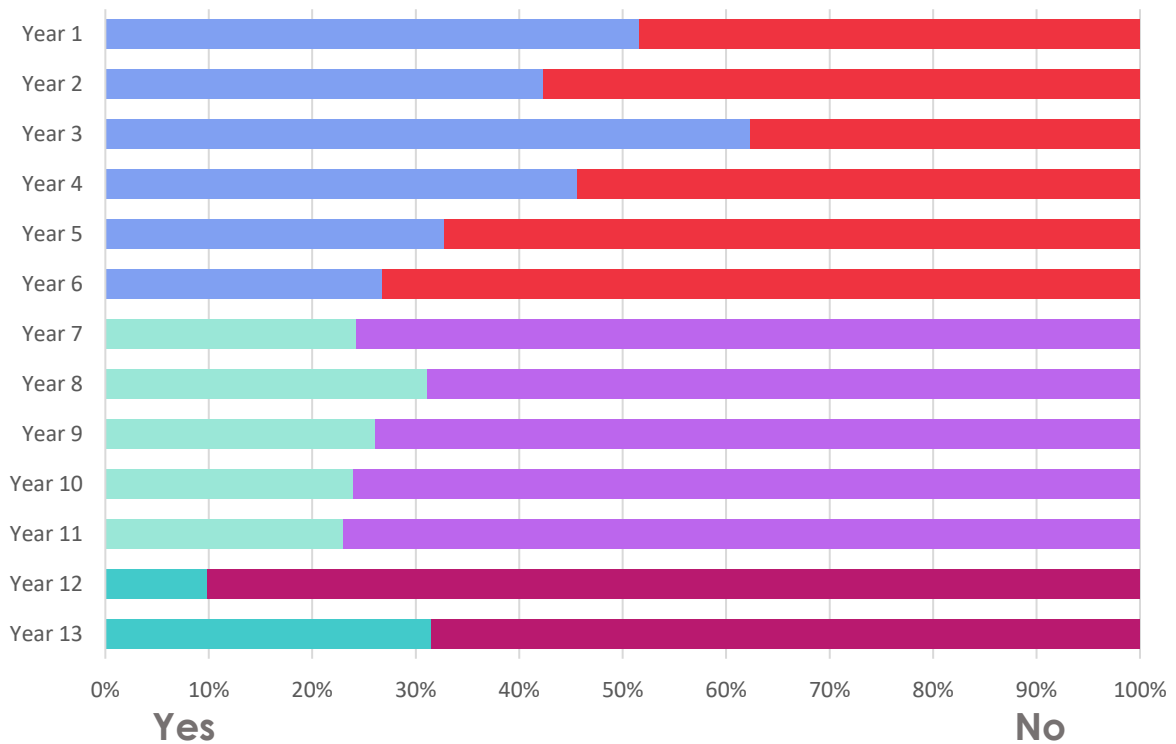
Be heard.



## Age

Year Group	Yes	No
1	51.65%	48.35%
2	42.31%	57.69%
3	62.39%	37.61%
4	45.64%	54.36%
5	32.76%	67.24%
6	26.77%	73.23%
7	24.26%	75.74%
8	31.13%	68.87%
9	26.12%	73.88%
10	23.96%	76.04%
11	23.02%	76.98%
12	9.84%	90.16%
13	32%	68%

Votes by Year Group



Be informed.



Be curious.



Be heard.

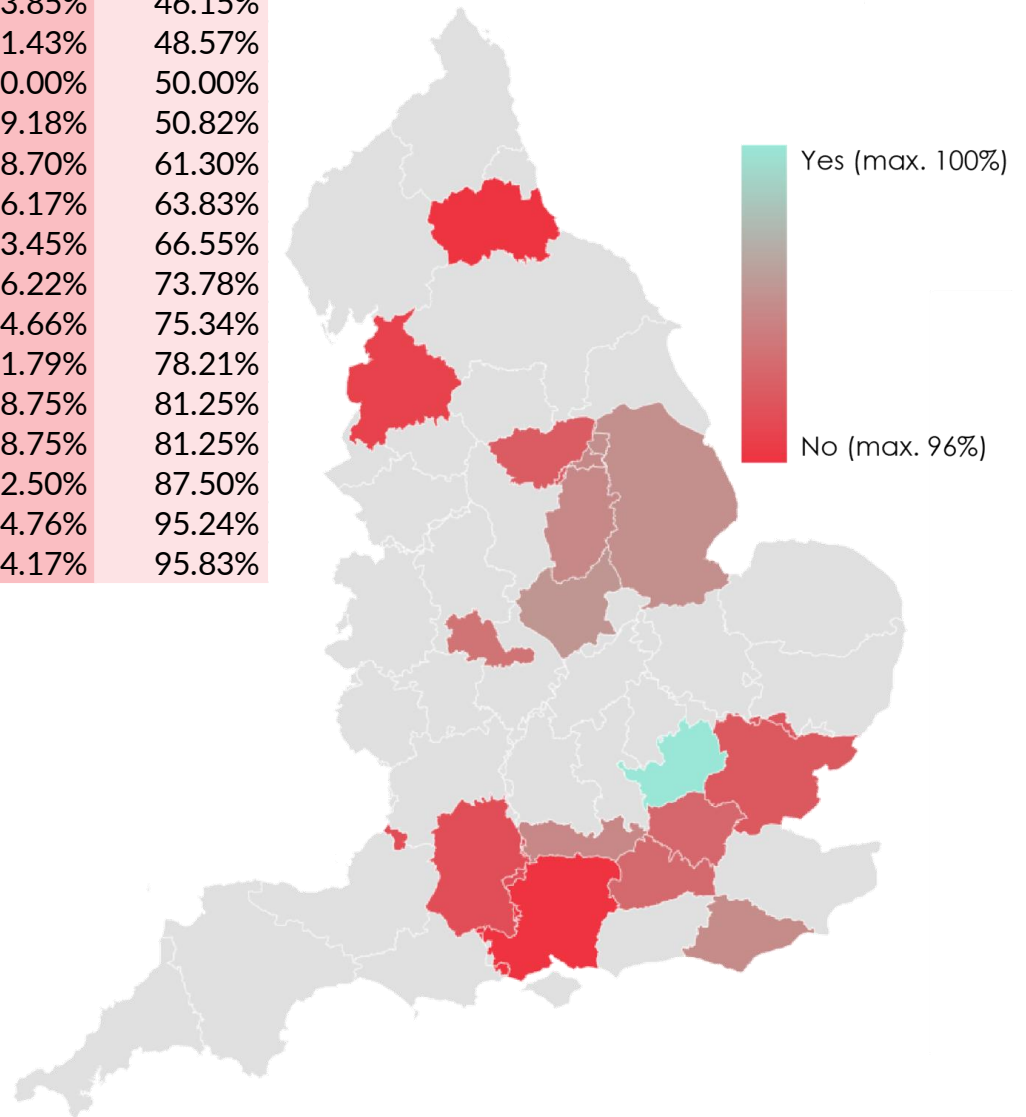
Demtech Ltd T/A: VotesforSchools  
CRN 09940208, registered in England and Wales  
33 Lowndes Street, London, SW1X 9HX  
Office Address: Unit LMLF 2.4, The Leather Market,  
Weston Street, London Bridge, SE1 3ER



## Location

Primary & Secondary School Total:

	Yes	No
Hertfordshire	100%	0%
Leicestershire	56.67%	43.33%
Lincolnshire	53.85%	46.15%
East Sussex	51.43%	48.57%
Nottinghamshire	50.00%	50.00%
Berkshire	49.18%	50.82%
West Midlands	38.70%	61.30%
London	36.17%	63.83%
Surrey	33.45%	66.55%
South Yorkshire	26.22%	73.78%
Essex	24.66%	75.34%
Greater London	21.79%	78.21%
Bristol	18.75%	81.25%
Wiltshire	18.75%	81.25%
Lancashire	12.50%	87.50%
Durham	4.76%	95.24%
Hampshire	4.17%	95.83%



**Be informed.**



**Be curious.**



**Be heard.**

Demtech Ltd T/A: VotesforSchools  
CRN 09940208, registered in England and Wales  
33 Lowndes Street, London, SW1X 9HX  
Office Address: Unit LMLF 2.4, The Leather Market,  
Weston Street, London Bridge, SE1 3ER

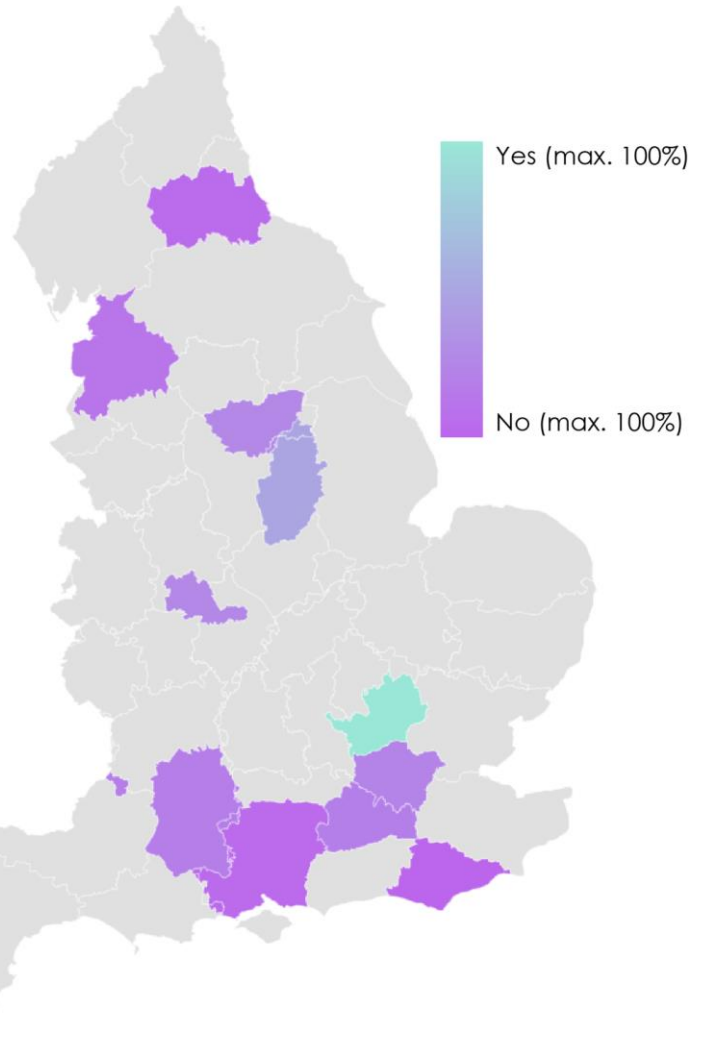
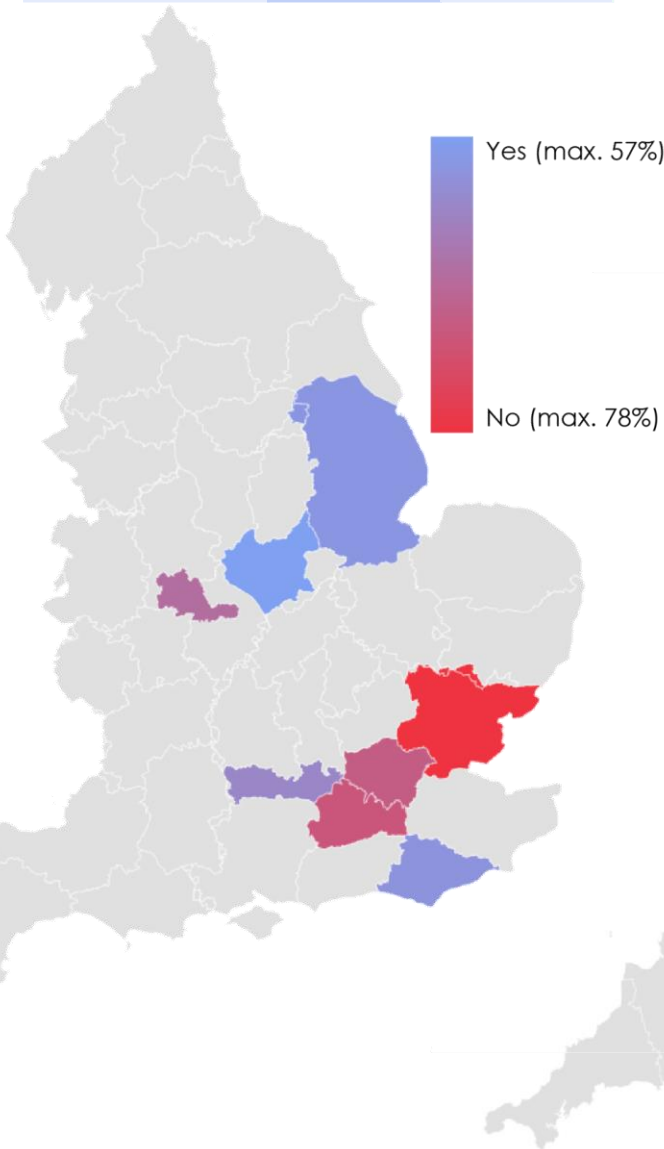


Primary:

	Yes	No
Leicestershire	56.67%	43.33%
Lincolnshire	53.85%	46.15%
East Sussex	52.94%	47.06%
Berkshire	49.18%	50.82%
London	45.86%	54.14%
West Midlands	41.98%	58.02%
Surrey	35.32%	64.68%
Essex	24.66%	75.34%
Greater London	21.79%	78.21%

Secondary:

	Yes	No
Hertfordshire	100%	0%
Nottinghamshire	50.00%	50.00%
West Midlands	26.51%	73.49%
South Yorkshire	26.22%	73.78%
London	23.53%	76.47%
Surrey	19.40%	80.60%
Bristol	18.75%	81.25%
Wiltshire	18.75%	81.25%
Lancashire	12.50%	87.50%
Durham	4.76%	95.24%
Hampshire	4.17%	95.83%
East Sussex	0%	100%



Be informed.



Be curious.



Be heard.